

FLAT TOP TOWER CRANE

# RTM 200B

10 TM21 II FALL

TECHNICAL DATA SHEET

# RTM 200B



**MORITSCH**

CRANES SINCE 1962






# MORITSCH

C R A N E S   S I N C E   1 9 6 2




## TOWER TYPE TM 21



### CABIN

New design CAB , wider, longer, with improved visibility.  
Air con, easy cleaning of windows and 6" screen (optional).

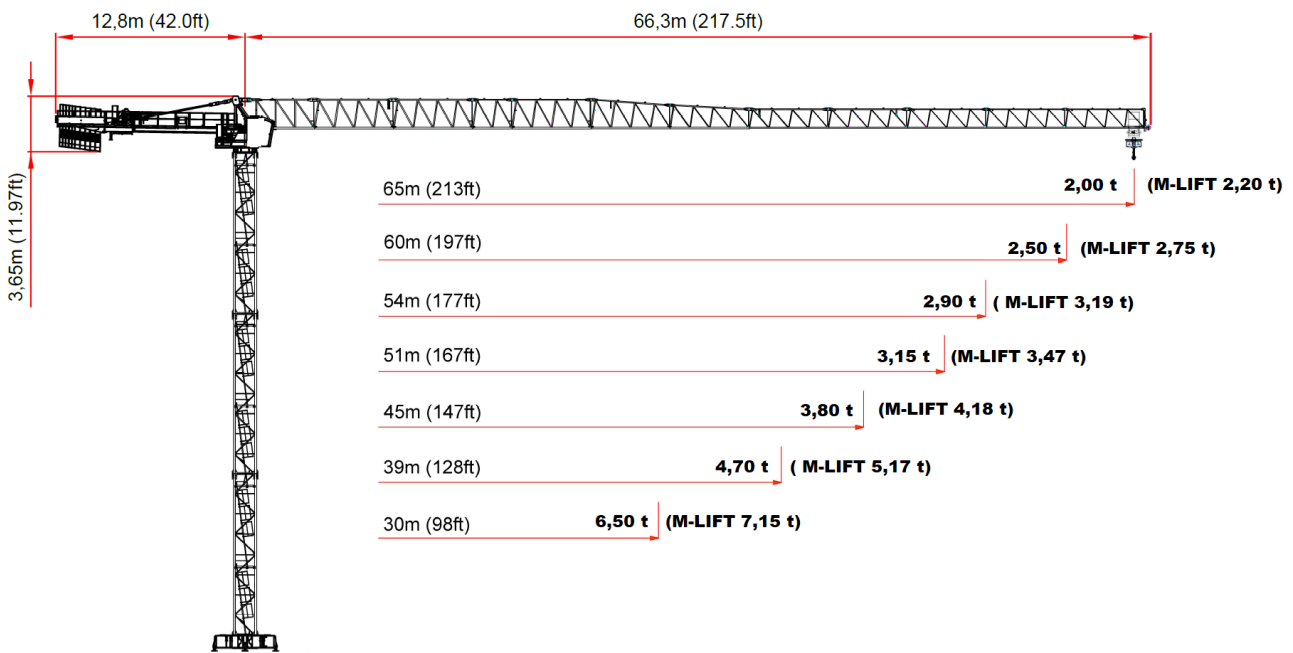


### WINCHES

New generation of high power winches.  
New braking system, new reduction gear to grant highest performances ever seen on a flat top.


# RTM 200B

## 10 TM21 II FALL
















 Hoisting Winch 67 kW














 Trolley Winch 5.5 kW

 Slewing 2 x 7.5 kW

**RTM 200B-10**

	(t)	m	15	20	25	28	30	33	36	39	42	45	48	51	54	57	60	65
	10,00	15,95	10,00	7,85	6,16	5,44	5,04	4,52	4,10	3,73	3,42	3,16	2,92	2,71	2,53	2,37	2,22	2,00
	10,00	17,54	10,00	8,69	6,84	6,04	5,60	5,03	4,56	4,17	3,83	3,53	3,27	3,05	2,84	2,66	2,50	
	10,00	17,80	10,00	8,83	6,94	6,13	5,68	5,11	4,63	4,23	3,88	3,58	3,32	3,09	2,88	2,70		
	10,00	17,84	10,00	8,86	6,96	6,15	5,70	5,13	4,65	4,25	3,90	3,60	3,34	3,11	2,90			
	10,00	18,10	10,00	8,99	7,07	6,25	5,79	5,21	4,72	4,31	3,96	3,65	3,39	3,15				
	10,00	18,35	10,00	9,13	7,18	6,35	5,88	5,29	4,80	4,39	4,03	3,72	3,45					
	10,00	18,75	10,00	9,34	7,34	6,49	6,02	5,41	4,91	4,48	4,12	3,80						
	10,00	19,15	10,00	9,55	7,50	6,63	6,14	5,53	5,01	4,57	4,20							
	10,00	19,50	10,00	9,74	7,67	6,78	6,29	5,66	5,14	4,70								
	10,00	19,70	10,00	9,84	7,75	6,86	6,36	5,73	5,20									
	10,00	19,92	10,00	9,96	7,85	6,94	6,44	5,80										
	10,00	20,09	10,00	10,00	7,92	7,01	6,50											
	10,00	20,60	10,00	10,00	8,14	7,20												

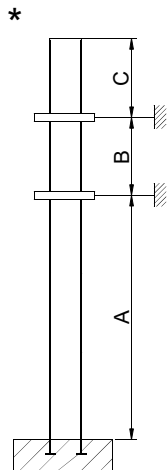
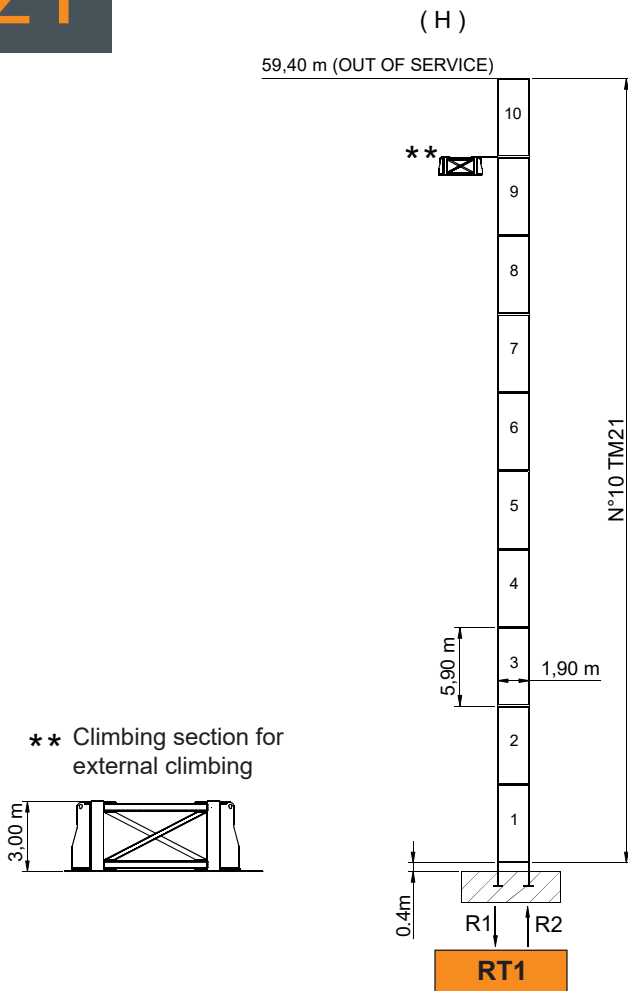
**RTM 200B-10**

	(lb)	ft	49	66	82	92	98	108	118	128	138	148	157	167	177	187	197	213
	22046	52,32	22046	17316	13588	11990	11102	9972	9030	8234	7551	6959	6441	5984	5578	5214	4887	4409
	22046	57,52	22046	19167	15070	13315	12339	11098	10063	9188	8438	7787	7218	6716	6270	5871	5512	
	22046	58,37	22046	19469	15304	13520	12528	11266	10214	9325	8562	7901	7322	6812	6358	5952		
	22046	58,52	22046	19522	15352	13565	12572	11308	10255	9364	8600	7938	7359	6848	6393			
	22046	59,38	22046	19827	15588	13772	12763	11478	10408	9502	8726	8053	7464	6945				
	22046	60,20	22046	20122	15830	13991	12970	11669	10586	9669	8883	8202	7606					
	22046	61,51	22046	20586	16191	14307	13261	11929	10819	9880	9075	8378						
	22046	62,81	22046	21045	16545	14617	13545	12182	11045	10084	9259							
	22046	63,96	22046	21462	16905	14952	13867	12486	11335	10362								
	22046	64,61	22046	21693	17090	15117	14021	12626	11464									
	22046	65,35	22046	21958	17302	15306	14198	12787										
	22046	65,91	22046	22046	17461	15448	14330											
	22046	67,58	22046	22046	17937	15873												



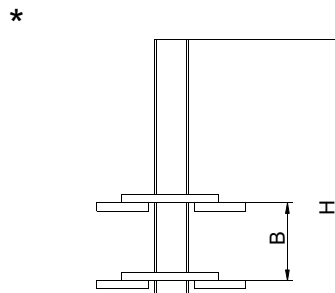


# TM21



EXTERNAL CLIMBING

\* Please ask tech. Dept.  
 (C25) , (D25) FEM 1.004 out of service wind condition  
 Different height and tower combinations are - please consult us



INTERNAL CLIMBING









# MORITSCH

CRANES SINCE 1962



RTM 200B - 10 TM21



**MORITSCH**

CRANES SINCE 1962

**MORITSCH CRANES S.r.l.**

via Ramentera 52  
32035 Santa Giustina | BL | Italy

T. +39 0437 1840396

[info@moritsch.it](mailto:info@moritsch.it)

[www.moritsch.it](http://www.moritsch.it)

